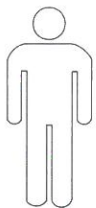





ST 1513





- Note:**
- Please read this instruction carefully before assembly
 - After approx 5 weeks, tighten all the screws and connecting parts to ensure stability and security
 - The product is not suitable for outdoor use
 - Keep away from exposure, fire (heat sources) and damp.

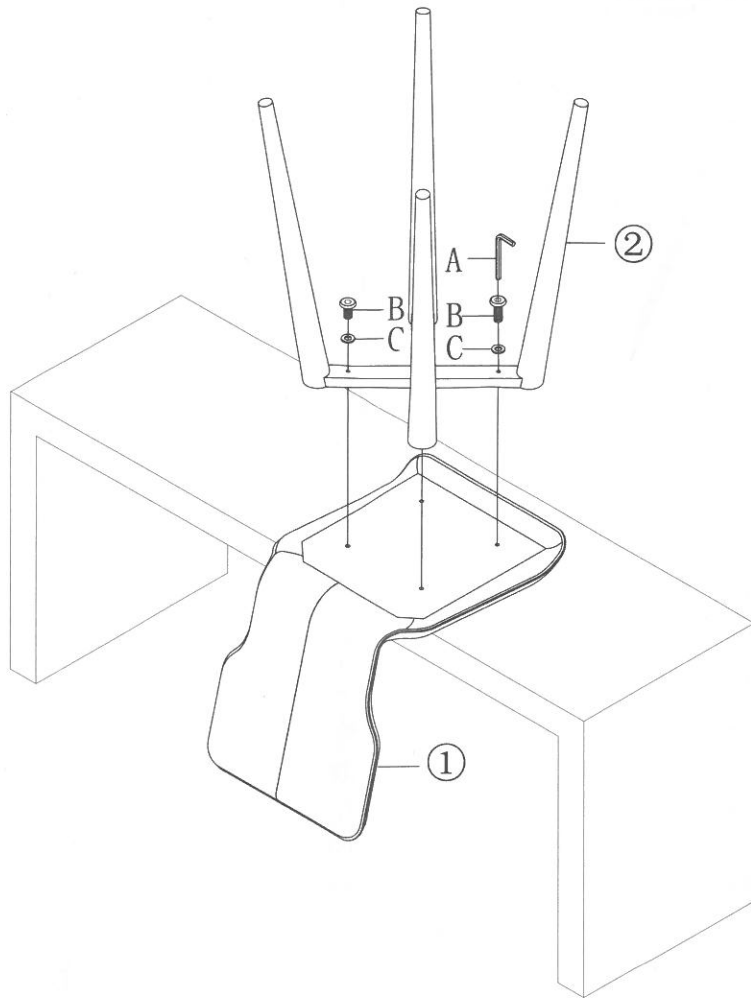


Part List

<p>A</p>  <p>4mm 1×</p>	<p>B</p>  <p>M6×30 4×</p>	<p>C</p>  <p>M6 4×</p>		
--	--	---	--	--

<p>①</p>  <p>1×</p>	<p>②</p>  <p>1×</p>	
--	--	--

STEP



FINISHED

