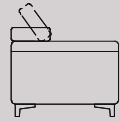


81/103



109

S

M

L

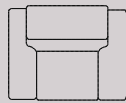
S

M

L

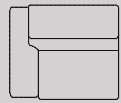
# AVENGER

Poltrona  
fauteuil  
CHAIR



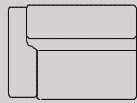
106

Poltrona 1BR  
Bat 1pl  
CHAIR RHF/LHF



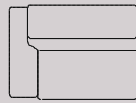
84

Poltrona 1BR  
Bat 1pl  
CHAIR RHF/LHF




94

Poltrona 1BR  
Bat 1pl  
CHAIR RHF/LHF




104

Poltrona centrale  
Chauffeuse  
ARMLESS CHAIR




62

Poltrona centrale  
Chauffeuse  
ARMLESS CHAIR



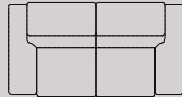
72

Poltrona centrale  
Chauffeuse  
ARMLESS CHAIR



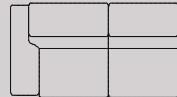
82

2 p  
2pl  
2STR




168

2 p 1 BR  
Bat 3pl  
2STR RHF/LHF




146

2 p MAXI  
3pl MAXI  
3STR MAXI



188

2 p 1 BR MAXI  
Bat 3pl MAXI  
3STR MAXI RHF/LHF




166

3 p  
3pl  
3STR



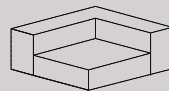
208

3 p 1 BR  
Bat 3pl  
3STR RHF/LHF



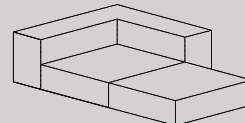
186

Angolo quadro  
ANGLE CARRE'  
Square corner



105 X 105

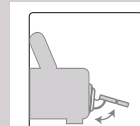
Angolo terminale  
Angle terminal  
TERMINAL CORNER



105x224x81 / 103 (H)



Poggiatesta Manuale  
Appuie-tête Manuel  
Headrests Manual



Recliner



Pulsantiera  
Button



**Fusto**  
**Assemblaggio**  
**Cinghie**  
**Schienale**  
**Braccioli**  
**Seduta**

Abete / multistrato / truciolare  
Assemblaggio con colla e chiodi  
Cinghie elastiche ad alta resistenza, intrecciate e incollate  
Poliuretano espanso 21 kg/m3  
Poliuretano espanso 21 kg/m3  
Poliuretano espanso 35 kg/m3



**Carcasse**  
**Assemblage**  
**Sangles**  
**Dossiers**  
**Accoudoirs**  
**Assises**

Sapin / Bois aggloméré EL / Fibres en bois / Multicouche peuplier  
Emboîtement avec colle, clous et pointes  
Elastiques à haute résistance, tressées et clouées  
Mousse polyuréthane 21 kg/m3  
Mousse polyuréthane 21 kg/m3  
Mousse polyuréthane 35 kg/m3



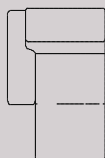
**Frame**  
**Assembly**  
**Belts**  
**Back Seat**  
**Arms**  
**Cushion Seat**

Wood and derived  
Assembly with screws and glue  
Elastic and crossing belts  
Mousse Polyurethane 21 kg/m3  
Mousse Polyurethane 21 kg/m3  
Mousse Polyurethane 35 kg/m3

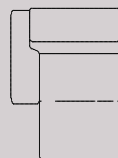
S

M

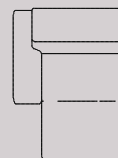
L



84x165 x 81 / 103 (H)



94 x 165 x 81 / 103 (H)




104 x 165 x 81 / 103 (H)

**Finitura Piedi in Metallo**  
**Finition des Piedes Métal**  
**Feet Metal Finishing**

S = Small  
M = Medium  
L = Large




MOKA



GRAFITE



CHROME



BLACK