



HTL - 12696 - MB

1.25ELU + 1.25NAV + FSTB + 1.25NAV + 1.25ERU
NC-156E / NC-042E



Side View





HTL - 12696 - MB

2.5ELSU + SQCU + 2.5ERSU

FAB-COE-272



Side View





HTL - 12696 - MB

2.5ELSU + SQCU + 2.5ERSU

FAB-COE-272



Side View

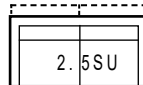
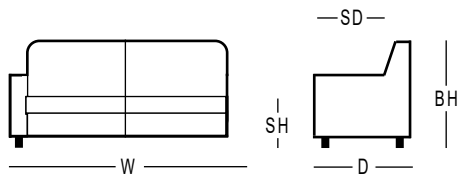


HTL - 12696 - MB

DIMENSION

Updated : 27 / 06 / 2023

Configuration	Width		Seat Width		Depth		Seat Depth		Back Height		Seat Height		Weight		Volume	
	cm	inch	cm	inch	cm	inch	cm	inch	cm	inch	cm	inch	kg	lb	m ³	ft ³
2.5SU	222	87	182	72	101 - 109	40 - 43	56 - 76	22 - 30	90	35	45	18	105	232	2.02	71.26
2.5ELSU, 2.5ERSU	184	72	164	65	101 - 109	40 - 43	56 - 76	22 - 30	90	35	45	18	88	194	1.67	59.07
1.25ELU, 1.25ERU	101	40	81	32	101 - 109	40 - 43	56 - 76	22 - 30	90	35	45	18	51	113	0.92	32.42
1.25COULU, 1.25COURU	101	40	81	32	163 - 171	64 - 67	107 - 138	42 - 54	90	35	45	18	67	148	1.48	52.32
1.25NAV	83	33	83	33	101 - 109	40 - 43	56 - 76	22 - 30	90	35	45	18	38	84	0.75	26.64
SQCU	101	40	101	40	122 - 127	48 - 50	77 - 96	30 - 38	90	35	45	18	51	113	1.11	39.16
FSTB	98	39	98	39	98	39	-	-	-	-	45	18	22	49	0.43	15.26



CONSTRUCTION

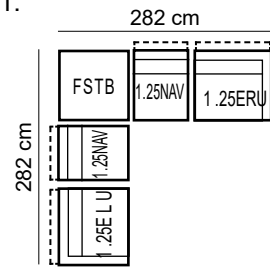
- ⇒ **SEAT** : No-sag Spring
- ⇒ **BACK REST** : Metal Part + Plastic Mash Cloth
- ⇒ **SEAT CUSHION** : D/38S + D/29
- ⇒ **BACK REST CUSHION** :
D/22 + 100% Loose Fibre
- ⇒ **LEGS** :
 - Main legs code* : MLG-1088-35L
 - Support legs code* : MLG-1510-23L / MLG-180-23L
 - material* : Metal
 - height* : 140mm (MLG-1088-35L)
130mm (MLG-1510-23L)
86.5mm (MLG-180-23L)
 - colour* : 35 = Titanium gun smoke color /
23 = Matte Black

Sofa legs are packed separately

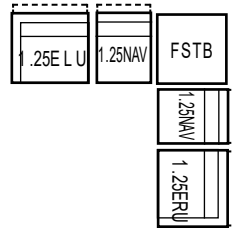
HTL - 12696 - MB

COMBINATIONS

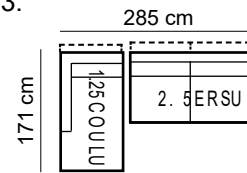
1.



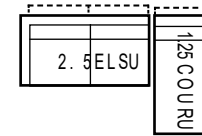
2.



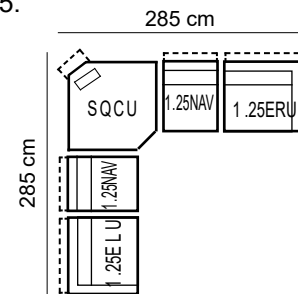
3.



4.



5.



6.

