




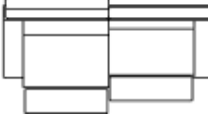
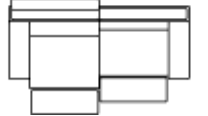

**KEY WEST ITC- 2433**

<u>Model name</u>	KEY WEST
<u>Frame</u>	Structure in multilayer reinforced with solid wood
<u>Suspensions</u>	Crossed elastic belt
<u>Headrest</u>	Polyurethane density 21 KG.
<u>back</u>	Polyurethane density 21 KG.
<u>Armrest</u>	Polyurethane density 21 KG.
<u>Seat</u>	Polyurethane density 30 KG.
<u>Feet</u>	Painted metal Titanium
<u>Height Legs</u>	14,0 CM.



Shown in Leather Taiga 2008 Black.

**KEY WEST ITC- 2433**

Schematix	Configuration	Width	Height	Depth	Seat height	Vol.	Weight
	2S - 2 SEATER	180 (71")	min: 78 (31") Max: 98 (39")	106 (42")	44 (17")	1.19 m3 42.02 ft3	64.90 Kg 143.08 lb
	2.5S - 2.5 SEATER	200 (79")	min: 78 (31") Max: 98 (39")	106 (42")	44 (17")	1.32 m3 46.62 ft3	72.60 Kg 160.06 lb
	3S - 3 SEATER	216 (85")	min: 78 (31") Max: 98 (39")	106 (42")	44 (17")	1.43 m3 50.50 ft3	78.10 Kg 172.18 lb
	3S2V - 3 SEATER 2 E-RECL MECH-HEAD	219 (86")	min: 78 (31") Max: 98 (39")	min: 106 (42") Max: 156 (61")	44 (17")	1.45 m3 51.21 ft3	90.00 Kg 198.42 lb
	2.5S2V - 2.5 SEATER 2 E-RECL MECH-HEAD	203 (80")	min: 78 (31") Max: 98 (39")	min: 106 (42") Max: 156 (61")	44 (17")	1.34 m3 47.32 ft3	83.75 Kg 184.64 lb
	2S2V - 2 SEATER 2 E-RECL MECH-HEAD	183 (72")	min: 78 (31") Max: 98 (39")	min: 106 (42") Max: 156 (61")	44 (17")	1.21 m3 42.73 ft3	75.00 Kg 165.35 lb